

Concrete spraying equipment

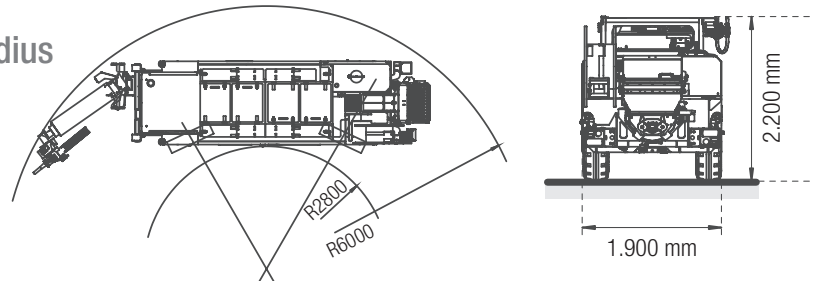
Wetkret 4

Narrow galleries and limited turning radius

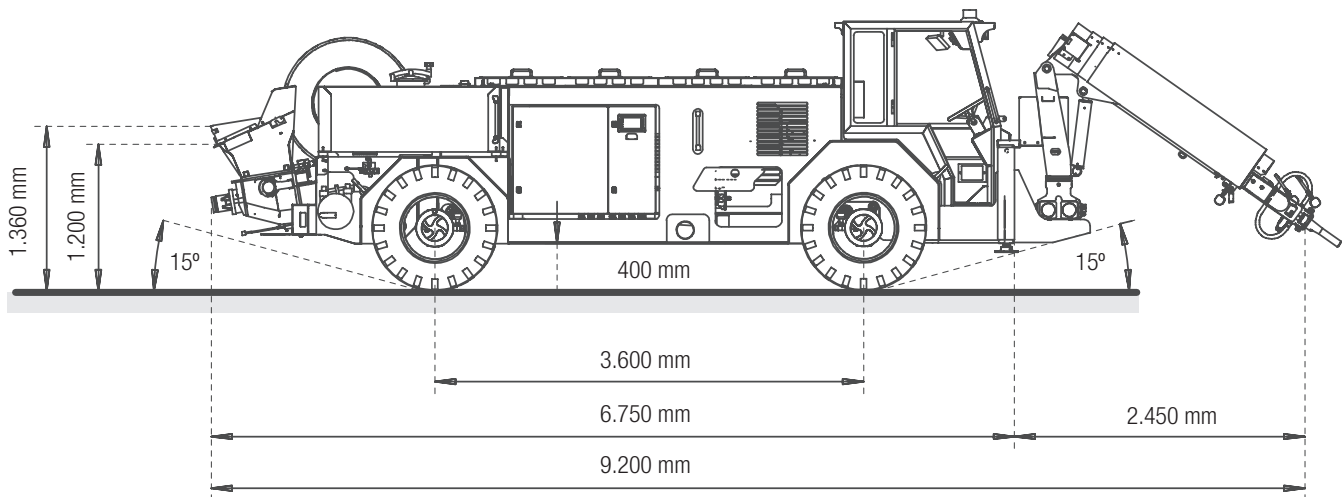
Maximum spraying reach

7,5 m or 10 m

Max. flow (theor.) 20 m³/h



Spraying arm SA 8.1 LP (dimensions)



Spraying arm SA 8.1 LP (dimensions)

Note: This is a merely informative, non-binding document. Maximum theoretical values listed. Specifications are subject to change without prior notice. Photos and drawings are for illustrative purposes only. For available options, please consult the factory.

Data sheet

Putzmeister telescopic spraying arm SA 8.1 LP		
Maximum spraying reach vertical / horizontal	m	7,5 / 7
Minimum working section vertical / horizontal	m	2,5 / 2,5
Number of arm extensions: 3 sections (2 telescopic), proportional hydraulic drive		
Telescopic stroke	m	2,7
Degrees of freedom		6
Maximum arm angle	°	+45 / -35
Lights 2 LED spotlights	V / W / lm (operational)	24 / 80 / 5.700
Spraying Head		
Rotation	°	360
Inclination	°	+120/-120
Nutation	°	10
Nozzle	DN	40

Hopper with electric vibrator		
Full hopper capacity	l	250
Filling height	mm	1200
LED spotlight	V / W / lm (operational)	24 / 18 / 700
Putzmeister concrete pump PM 1507		
Type double-piston, hydraulic drive		
Max. flow (theor.)	m ³ /h	20
Transport cylinder diameter	mm	150
Max. Pressure (theor.) on concrete	bar	65
Max. aggregate size	mm	16
Automatic lubrication system		
Pumping and spraying drive system		
Electric IE3	kW	37
Protection degree	IPW56	

Data sheet

Additive pump synchronized with concrete pumping		
Adjustment range	l/h	60 – 500
Maximum working pressure	bar	7,5
Additive tank (inox)	l	550
Control system		PLC
Cable reel manual	m	50
Putzmeister proportional remote control	Dual use (radio/cable 20 m)	
High pressure water pump for cleaning		
Max. pressure	bar	140
Flow	l/min	10,8
Hose	m	15
Weight 13.000 kg		
Power 400 V / 50 Hz or 440 V / 60 Hz		
Chassis		
Engine turbodiesel, 4 cylinders, EU-Stage III A / EPA-Tier 3		

Engine power (142 HP) at 2.200 rpm	kW	106
Transmission hydrostatic		
Driving and steering Four-wheel drive and four-wheel steering (4WD / 4WS)		
Speed max.	km/h	20
Wheels for mining 9.00 R20 XZM Michelin		
Service brakes: on both axles, multi-disc in oil bath. Parking brake: on both axles, internal SAHR discs (negative)		
Working lights: 4 LED spotlights	V / W / lm (operational)	24 / 35 / 2.100
Driver cabin FOPS/ROPS certified. Adjustable driver's seat with mechanical suspension and safety belt		
Rear camera		
Beacon		
Diesel tank	l	140
Max. gradient while driving: longitudinal 35% / transversal 30%		

Optional equipment

Alternative spraying arm Putzmeister SA 10.1
Maximum spraying reach vertical / horizontal: 10 / 8 m
Arm extensions: 4 sections (3 telescopic)
Cabin's optionals
Closed driving cabin
Side door with glass cabin
Protective grid
Air-conditioning and heating

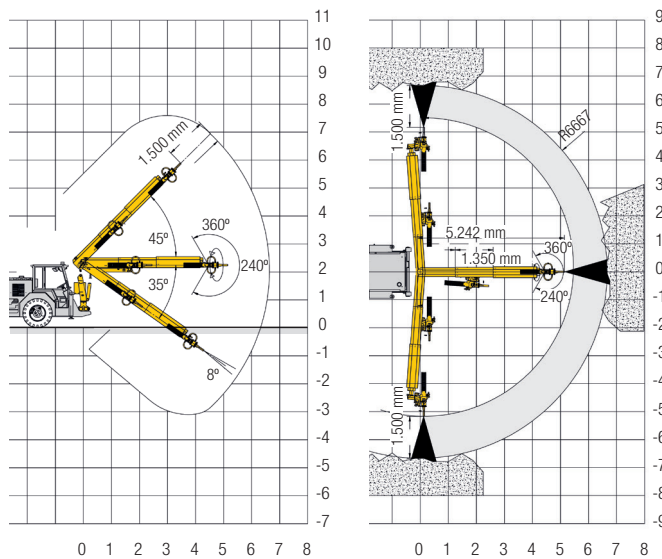
Waterproof seat KAB
Cheaper driver's seat
Tramming direction lights
Others
Strobe beacon
Rubber collar
DAFO automatic / manual
Wheels for mining (9.00 R20 XMine2)

Tier 4f Engine
Cable reel, hydraulic operation 100m
Electric compressor
Power 45 kW
Max. working pressure 7 bar
Max. air flow 8 m³/min

Consult Putzmeister for special configurations

Spraying arm reach diagrams

Putzmeister SA 8.1 LP



Putzmeister SA 10.1

